

Post-Election Audit Report 2022 General Election



**State Board of Election Commissioners
501 Woodlane, Suite 122 South
Little Rock, AR 72201
(501) 682-1834 or (800) 411-6996
www.arkansas.gov/sbec**

TABLE OF CONTENTS

Methodology	4
Executive Summary	5
Statewide Summary	6
Ashley County Audit Findings	8
Bradley County Audit Findings	9
Chicot County Audit Findings	10
Clay County Audit Findings.....	11
Cleburne County Audit Findings	12
Crittenden County Audit Findings	13
Crawford County Audit Findings.....	15
Franklin County Audit Findings	16
Newton County Audit Findings	17
Perry County Audit Findings	18
Pike County Audit Findings.....	19
Pulaski County Audit Findings.....	20

Searcy County Audit Findings	22
Sebastian County Audit Findings.....	23
Stone County Audit Findings.....	24
Appendix	25

METHODOLOGY

The purpose of this audit is to assess the efficacy of the vote tabulation equipment in service in the State of Arkansas. This assessment was conducted by selecting certain batches of ballots tabulated by the voting equipment and hand counting the paper ballots marked by the voter. This hand count of the paper ballots was then compared to the electronic count as recorded on the official vote totals produced by the tabulator, that are signed by the poll workers who produced the report, and which serves as the legal election results for those ballots.

Pursuant to the requirements of Act 888 of 2019, the SBEC randomly selected 15 counties to be audited in its November 22nd meeting. Pursuant to Resolution 3 of 2022, the counties selected included two counties with a population of more than 100,000 people, five counties from the first congressional district, two counties from the second congressional district, one county from the third congressional district, and five counties from the fourth congressional district. This distribution of counties is designed to obtain a good geographic sample and with respect to different county sizes. Once selected, counties were notified by SBEC staff who worked with the counties to schedule the audit in their county.

SBEC staff sent a survey to each selected county to identify the number of ballot batches and accompanying results tapes (hereinafter "Batches") created from the 2022 General Election. Staff randomly selected a countywide race to audit. Staff then randomly selected between the Batches reported by the counties. If the county did not complete the survey, staff randomly selected from all the available Batches when staff was on site in the county. On some occasions, when the targeted number of ballots from the selected Batches was quickly completed, staff selected additional Batches to audit.

For a box that was selected, the SBEC staff broke the seal and hand counted the votes cast for the randomly selected countywide race. The hand counted totals were then compared with the totals on the official results tape for that box of ballots. These findings were then documented on a report which is signed under oath by the auditor. Those reports are attached as an appendix to this report.

On two occasions, the Absentee/Provisional ballots were kept in such a way that the portion of the ballots that were machine counted were comingled with hand counted ballots. Because this makes it impossible to address the accuracy of the tabulator, these Batches were excluded from the audit. Staff will work to develop a process for counties to address this situation and prevent the comingling of tabulated ballots and hand counted ballots in future audits.

EXECUTIVE SUMMARY

Prior to the 92nd General Assembly, the State Board of Election Commissioners voted to propose legislation that would authorize the State Board to conduct a post-election audit of the general election results. In the 2019 Regular Session, Act 888 of 2019 was adopted which provided the State Board with the authority it requested.

In the 2022 General Election Audit, the State Board expanded the number of counties it audited from 5 counties in the 2020 General Election pilot program to 15 counties in this audit. The board also set a target of 5% of statewide ballots cast to be included in this audit. The actual percentage audited was 4.877% or 44,588 of the 914,227 ballots cast.

The audit only identified a single instance where the hand counted paper ballots did not agree with the tabulator's count of those paper ballots. In this one case, one more paper ballot was found than was reflected on the results tape produced by the tabulator. It is the opinion of the SBEC that this is likely due to human action placing the ballot in the emergency slot after which it was inadvertently added to the counted ballots without having been counted by the device. However, if this was a counting error by the DS200, it represents one error out of 44,588 ballots audited or an error rate of .002 percent. If an error rate of .002 percent were extrapolated out to the 914,227 ballots cast, that would indicate a possible 18 errors across nearly a million ballots counted. It is impossible to determine for certain why the single ballot was not counted; however, in order to ensure there was no systematic problem in the county, the Staff audited all the Batches in that county and observed no other discrepancies or problems. For this reason, it is the conclusion of the SBEC that the more likely explanation is one of human error in handling of the ballot.

Based upon the results of the 2022 Post-Election Audit, the SBEC has determined that, in all fifteen counties which were the subject of the audit, the voting equipment rendered a faithful and accurate count of the ballots which were submitted to the system for counting. Based on these findings, it is the conclusion of the SBEC that the ExpressVote system accurately tabulated the election results for the 2022 General Election in the State of Arkansas.

STATEWIDE AUDIT SUMMARY

Total Number of Ballots Audited	Total Number of Ballots Cast in the 2022 General Election	Percentage of Total Balots Audited
44,588	914,227	4.877%

COUNTY	Number Of Ballots Hand-Counted	Cumulative Machine Totals for Hand Counted Ballots	Tabulator Count Accuracy Expressed as A Percentage	Percentage Of Total Vote Audited
ASHLEY	939	939	100%	17.1%
BRADLEY	1,375	1,375	100%	51.8%
CHICOT	786	786	100%	22.9%
CLAY	1,971	1,971	100%	49.3%
CLEBURNE	2,075	2,075	100%	20.5%
CRITTENDEN	10,859	10,858	99.99%	99.6%
CRAWFORD	1,589	1,589	100%	8.8%
FRANKLIN	1,452	1,452	100%	26.2%
NEWTON	561	561	100%	18.0%
PERRY	1,883	1,883	100%	48.9%

PIKE	2,590	2,590	100%	69.1%
PULASKI	13,181	13,181	100%	10.5%
SEARCY	778	778	100%	24.3%
SEBASTIAN	3,424	3,424	100%	9.9%
STONE	1,125	1,125	100%	21.7%

ASHLEY COUNTY

CONCLUSION: The Vote Tabulation Devices Functioned Correctly

ADDITIONAL ISSUES TO REPORT: None

ACCURACY OF TABULATOR COUNT: 100%

Race Audited:	Lieutenant Governor
Percentage of Ballots Audited:	17.1 %
Date Audit was Conducted:	March 2, 2023

POLLING SITE / DEVICE	DEVICE SERIAL #	RESULTS TAPE	HAND COUNT
Fountain Hill Methodist	0317410255	144	144
MCC	0317410823	638	638
Portland	0317410643	157	157
TOTAL BALLOTS AUDITED		939	939

BRADLEY COUNTY

CONCLUSION: The Vote Tabulation Devices Functioned Correctly

ADDITIONAL ISSUES TO REPORT: None

ACCURACY OF TABULATOR COUNT: 100%

Race Audited: Governor
Percentage of Ballots Audited: 51.8 %
Date Audit was Conducted: March 2, 2023

POLLING SITE / DEVICE	DEVICE SERIAL #	RESULTS TAPE	HAND COUNT
Eagle Lake	0319380443	100	100
Early Vote	0319380452	1,275	1,275
TOTAL BALLOTS AUDITED		1,375	1,375

CHICOT COUNTY

CONCLUSION: The Vote Tabulation Devices Functioned Correctly

ADDITIONAL ISSUES TO REPORT: None

ACCURACY OF TABULATOR COUNT: 100%

Race Audited:	State Treasurer
Percentage of Ballots Audited:	22.9 %
Date Audit was Conducted:	March 3, 2023

POLLING SITE / DEVICE	DEVICE SERIAL #	RESULTS TAPE	HAND COUNT
Carlton Township	0316390393	586	586
Absentee Ballots	0319371666	200	200
TOTAL BALLOTS AUDITED		789	789

CLAY COUNTY

CONCLUSION: The Vote Tabulation Devices Functioned Correctly

ADDITIONAL ISSUES TO REPORT: The Absentee ballots for this county were counted by a tabulator; however, the provisional ballots were stored with the absentee ballots which results in the inability to audit the electronically derived results using the methodology of this audit. Consequently, the absentee ballots have been excluded from the audit.

ACCURACY OF TABULATOR COUNT: 100%

Race Audited:	Congress – District 1
Percentage of Ballots Audited:	49.3 %
Date Audit was Conducted:	March 23, 2023

POLLING SITE / DEVICE	DEVICE SERIAL #	RESULTS TAPE	HAND COUNT
Piggott Early Vote	0318360665	1,487	1,487
Rector	0318330148	484	484
Absentees	0318320376	Excluded	Excluded
TOTAL BALLOTS AUDITED		1,971	1,971

CLEBURNE COUNTY

CONCLUSION: The Vote Tabulation Devices Functioned Correctly

ADDITIONAL ISSUES TO REPORT: Cleburne County had a single provisional ballot that was stored with the absentee ballots. Because the ballot style on which the provisional ballot was cast was identifiable, the State Board Auditors, in conjunction with the County Officials were able to identify and remove the provisional ballot. With this ballot removed, the audit found that the tabulator count was accurate and supported by the remaining paper ballots.

ACCURACY OF TABULATOR COUNT: 100%

Race Audited:	United States Senate
Percentage of Ballots Audited:	20.5 %
Date Audit was Conducted:	April 21, 2023

POLLING SITE / DEVICE	DEVICE SERIAL #	RESULTS TAPE	HAND COUNT
Drasco General Baptist	0318320604	458	458
Quitman City Hall	0318320266	435	435
Pine Snag/Lobo	0318320552	240	240
Chastain Chapel	0318320559	239	239
Absentee Ballots	0318320572	164	164
Peace Lutheran	0318320380	247	247
Wilburn Baptist	0318320016	292	292
TOTAL BALLOTS AUDITED		2,075	2,075

CRITTENDEN COUNTY

CONCLUSION: The review of this county identified one ballot that was found with the 7th Street Church ballots which was not reflected on the certified results tape. Upon review of the available information, it could not be conclusively determined whether the discrepancy was due to human or mechanical error. If this was human error, the likely cause would be that a ballot was not tabulated by the counting equipment for some reason. If this occurred, the ballot could have been mistakenly added to the box without being scanned through the tabulator. If the discrepancy was due to a mechanical error, the error was one in 10,858. To ensure this one problem wasn't evidence of a systematic issue, State Board staff audited all electronically counted ballots in the county and found no additional issues or problems.

ADDITIONAL ISSUES TO REPORT: None

ACCURACY OF TABULATOR COUNT: 99.99%

Race Audited:	State Senate District 9
Percentage of Ballots Audited:	99.6% *
Date Audit was Conducted:	March 24, 2023 & April 28, 2023

POLLING SITE / DEVICE	DEVICE SERIAL #	RESULTS TAPE	HAND COUNT
West Memphis Early Voting	0318320352	3,117	3,117
7th Street Church	0318320379	270	271
Marion Church Of God	0318320610	272	272
Marion Early Vote	0318330080	3,481	3,481
Wonder Boys Club	0318330131	108	108
West Memphis 1st Baptist	0318330105	164	164
Calvary Baptist	0318320577	122	122

St. Luke (Earle)	0318330066	430	430
Gilmore	0318320566	62	62
Civic Center	0318330068	302	302
Edmondson	0318330011	117	117
Jackson Neighborhood Center	0318320602	244	244
Tabernacle Of God	0318330081	322	322
Marion Arena	0318330103	443	443
Jericho	0318320578	70	70
Turrell	0318320326	164	164
West Memphis High School	0318320523	468	468
Absentee Ballots	0318330075	227	227
Anthonyville	0318330059	37	37
Horseshoe Lake	0318330130	182	182
TOTAL BALLOTS AUDITED		10,858	10,859

* The total number of ballots certified (10,899) was 41 more than the total number of ballots counted electronically. This is possible because absentee and provisional ballots are sometimes hand counted and added manually.

CRAWFORD COUNTY

CONCLUSION: The Vote Tabulation Devices Functioned Correctly

ADDITIONAL ISSUES TO REPORT: The Absentee ballots for this county were counted on election night by a tabulator; however, later batches of absentee ballots were counted by hand. All absentee ballots were stored together which results in the inability to audit the electronically derived results using the methodology of this audit. Consequently, the absentee ballots have been excluded from the audit.

ACCURACY OF TABULATOR COUNT: 100%

Race Audited:	Auditor of State
Percentage of Ballots Audited:	8.8 %
Date Audit was Conducted:	March 7, 2023

POLLING SITE / DEVICE	DEVICE SERIAL #	RESULTS TAPE	HAND COUNT
Living Word Church	0318360148	324	324
Figure 5 Fire Station	0318360164	640	640
Dyer Community Center	0318360150	186	186
Mulberry Senior Inn	0318350034	439	439
Absentee Ballots	0318360161	Excluded	Excluded
TOTAL BALLOTS AUDITED		1,589	1,589

FRANKLIN COUNTY

CONCLUSION: The Vote Tabulation Devices Functioned Correctly

ADDITIONAL ISSUES TO REPORT: None

ACCURACY OF TABULATOR COUNT: 100%

Race Audited: United States Senate
Percentage of Ballots Audited: 26.2 %
Date Audit was Conducted: March 7, 2023

POLLING SITE / DEVICE	DEVICE SERIAL #	RESULTS TAPE	HAND COUNT
Charleston Courthouse Early Vote	0318360029	853	853
Absentee Ballots	0318360047	86	86
Branch City Hall	0318360014	215	215
Rehobeth Baptist Church	0318360031	298	298
TOTAL BALLOTS AUDITED		1,452	1,452

NEWTON COUNTY

CONCLUSION: The Vote Tabulation Devices Functioned Correctly

ADDITIONAL ISSUES TO REPORT: None

ACCURACY OF TABULATOR COUNT: 100%

Race Audited:	County Sheriff
Percentage of Ballots Audited:	18.0 %
Date Audit was Conducted:	March 17, 2023

POLLING SITE / DEVICE	DEVICE SERIAL #	RESULTS TAPE	HAND COUNT
Pleasant Hill (Deer)	0319380381	150	150
Dogpatch	0319380894	187	187
Richland	0319380342	101	101
Jefferson	0319380952	123	123
TOTAL BALLOTS AUDITED		561	561

PERRY COUNTY

CONCLUSION: The Vote Tabulation Devices Functioned Correctly

ADDITIONAL ISSUES TO REPORT: When conducting the Audit, staff found that the hand count of the Alpine polling site showed there were 9 more votes reflected on the certified results tape than were found in the hand count. Subsequently, staff identified the Union Valley polling site as having 9 more votes in the hand count than were reflected on the results tapes. However, the combined results tape totals of these two sites are the same as the combined hand count of these two sites. Consequently, it was determined that the ballots for these two sites were comingled and the report reflects them as a combined audit count.

ACCURACY OF TABULATOR COUNT: 100%

Race Audited:	Governor
Percentage of Ballots Audited:	48.9%
Date Audit was Conducted:	January 27, 2023

POLLING SITE / DEVICE	DEVICE SERIAL #	RESULTS TAPE	HAND COUNT
Wye	0318330071	300	300
Alpine & Union	0318350033 0318350003	382	382
Bigelow	0318350011	290	290
Commission Building	0318350032	258	258
Houston	0318350005	158	158
Adona	0318350003	183	183
Hollis	0318350022	85	85
Union Valley	0318350046	227	227
TOTAL BALLOTS AUDITED		1,883	1,883

PIKE COUNTY

CONCLUSION: The Vote Tabulation Devices Functioned Correctly

ADDITIONAL ISSUES TO REPORT: None

ACCURACY OF TABULATOR COUNT: 100%

Race Audited:	Supreme Court Position 2
Percentage of Ballots Audited:	69.1%
Date Audit was Conducted:	February 24, 2023

POLLING SITE / DEVICE	DEVICE SERIAL #	RESULTS TAPE	HAND COUNT
Glenwood Early Vote	0316390009	855	855
Glenwood Election Day	0316390068	379	379
Murfreesboro Early Vote	0316380440	1,356	1,356
TOTAL BALLOTS AUDITED		2,590	2,590

PULASKI COUNTY

CONCLUSION: The Vote Tabulation Devices Functioned Correctly

ADDITIONAL ISSUES TO REPORT: None

ACCURACY OF TABULATOR COUNT: 100%

Race Audited:	Governor
Percentage of Ballots Audited:	10.5 %
Date Audit was Conducted:	June 13, 2023 & June 14, 2023

POLLING SITE / DEVICE	DEVICE SERIAL #	RESULTS TAPE	HAND COUNT
St. Mark Baptist Church	0319310951	449	449
Laman Library – Early Vote	0319362168	6,999	6,999
St. Paul UMC	0319311134	470	470
Wilma J. Walker Civic Center	0319330499	249	249
Crystal Hill Baptist Church	3190331474	497	497
Lifeline Baptist Church	0319330524	348	348
Bethel Baptist Church	0319390661	220	220
St. Jude Apostle Catholic	0319330534	680	680
Cammack Village City Hall	0319311154	602	602
Pilgrim Rest Baptist Church	0319390207	777	777
McArthur Assembly of God	0319390042	812	812
St. Margaret’s Episcopal	0319361870	924	924

Nathaniel Hill Community	0319351926	154	154
TOTAL BALLOTS AUDITED		13,181	13,181

SEARCY COUNTY

CONCLUSION: The Vote Tabulation Devices Functioned Correctly

ADDITIONAL ISSUES TO REPORT: Staff had selected the absentee ballots for auditing; however, the county hand counted their absentee ballots which means there was nothing to audit based on the methodology.

ACCURACY OF TABULATOR COUNT: 100%

Race Audited:	Comm'r of State Lands
Percentage of Ballots Audited:	24.3 %
Date Audit was Conducted:	March 17, 2023

POLLING SITE / DEVICE	DEVICE SERIAL #	RESULTS TAPE	HAND COUNT
Leslie	0319380451	324	324
Marshall	0319380416	367	367
Bear Creek	0319380477	53	53
Welcome Home	0319380459	34	34
TOTAL BALLOTS AUDITED		778	778

SEBASTIAN COUNTY

CONCLUSION: The Vote Tabulation Devices Functioned Correctly

ADDITIONAL ISSUES TO REPORT: None

ACCURACY OF TABULATOR COUNT: 100%

Race Audited:	Treasurer
Percentage of Ballots Audited:	9.9%
Date Audit was Conducted:	March 8, 2023

POLLING SITE / DEVICE	DEVICE SERIAL #	RESULTS TAPE	HAND COUNT
Wicherville	0315380426	266	266
Grace Lutheran	0315380452	137	137
St. John	0315380421	184	184
Provisional Ballots	0315380287	38	38
Orr Elementary School	0315380847	292	292
Early Voting G-8	0315380402	2,507	2,507
TOTAL BALLOTS AUDITED		3,424	3,424

STONE COUNTY

CONCLUSION: The Vote Tabulation Devices Functioned Correctly

ADDITIONAL ISSUES TO REPORT: None

ACCURACY OF TABULATOR COUNT: 100%

Race Audited:	Supreme Court Position 2
Percentage of Ballots Audited:	21.7%
Date Audit was Conducted:	March 16, 2023

POLLING SITE / DEVICE	DEVICE SERIAL #	RESULTS TAPE	HAND COUNT
Fox	0319380963	305	305
Absentee-Provisionals	0319380693	3	3
Dodd Mountain	0319380676	230	230
Fairgrounds	0319390124	587	587
TOTAL BALLOTS AUDITED		1,125	1,125

Tabulator Audit Report

County: Ashley

Polling Site: Fountain Hill Methodist

DS 200 SN: 0317410255

100% Accurate County	Total Vote on Results Tape (Including Undervotes)	Total Votes Hand Counted
<input checked="" type="checkbox"/> Yes <input type="checkbox"/> No	144	144

Candidate	Hand Count	Results Tape
Leslie Rutledge	117	117
Frank Gilbert	5	5
Kelly Ross Krout	18	18
Undervotes	4	4

I, Jon Davidson, hereby certify that the information contained herein is accurate and was obtained by an audit of the original Paper Ballot and the Certified Results Tapes for votes cast in the 2022 General Election which I reviewed on the 2nd day of March, 2023 in Ashley County.



Tabulator Audit Report

County: Ashley

Polling Site: MMC

DS 200 SN: 0317410823

100% Accurate County	Total Vote on Results Tape (Including Undervotes)	Total Votes Hand Counted
<input checked="" type="checkbox"/> Yes <input type="checkbox"/> No	638	638

Candidate	Hand Count	Results Tape
Leslie Rutledge	447	447
Frank Gilbert	17	17
Kelly Ross Krout	172	172
Undervotes	2	2

I, Jon Davidson, hereby certify that the information contained herein is accurate and was obtained by an audit of the original Paper Ballot and the Certified Results Tapes for votes cast in the 2022 General Election which I reviewed on the 2nd day of March, 2023 in Ashley County.



Tabulator Audit Report

County: Ashley

Polling Site: Portland

DS 200 SN: 0317410643

100% Accurate County	Total Vote on Results Tape (Including Undervotes)	Total Votes Hand Counted
<input checked="" type="checkbox"/> Yes <input type="checkbox"/> No	157	157

Candidate	Hand Count	Results Tape
Leslie Rutledge	86	86
Frank Gilbert	7	7
Kelly Ross Krout	62	62
Undervotes	2	2

I, Janie Bryant, hereby certify that the information contained herein is accurate and was obtained by an audit of the original Paper Ballot and the Certified Results Tapes for votes cast in the 2022 General Election which I reviewed on the 2nd day of March, 2023 in Ashley County.

Janie Bryant

Tabulator Audit Report

County: Bradley

Polling Site: Eagle Lake

DS 200 SN: 0319380443

100% Accurate County	Total Vote on Results Tape (Including Undervotes)	Total Votes Hand Counted
<input checked="" type="checkbox"/> Yes <input type="checkbox"/> No	100	100

Candidate	Hand Count	Results Tape
<i>Ricky Dale Harrington</i>	0	0
<i>Chris Jones</i>	26	26
<i>Sarah Sanders</i>	72	72
<i>Undervotes</i>	2	2

I, **Janie Bryant**, hereby certify that the information contained herein is accurate and was obtained by an audit of the original Paper Ballot and the Certified Results Tapes for votes cast in the 2022 General Election which I reviewed on the **2nd** day of **March**, 2023 in **Bradley** County.

Janie Bryant

Tabulator Audit Report

County: Bradley

Polling Site: Early Voting

DS 200 SN: 0319380452

100% Accurate County	Total Vote on Results Tape (Including Undervotes)	Total Votes Hand Counted
<input checked="" type="checkbox"/> Yes <input type="checkbox"/> No	1275	1275

Candidate	Hand Count	Results Tape
<i>Ricky Dale Harrington</i>	15	15
<i>Chris Jones</i>	430	430
<i>Sarah Sanders</i>	819	819
<i>Undervotes</i>	11	11

I, Jon Davidson, hereby certify that the information contained herein is accurate and was obtained by an audit of the original Paper Ballot and the Certified Results Tapes for votes cast in the 2022 General Election which I reviewed on the 2nd day of March, 2023 in Bradley County.



Tabulator Audit Report

County: Chicot

Polling Site: Absentee

DS 200 SN: 0319371666

100% Accurate County	Total Vote on Results Tape (Including Undervotes and Overvotes)	Total Votes Hand Counted
<input checked="" type="checkbox"/> Yes <input type="checkbox"/> No	200	200

Candidate	Hand Count	Results Tape
Pam Whitaker	112	112
Mark Lowery	85	85
Undervotes	3	3

I, Jon Davidson, hereby certify that the information contained herein is accurate and was obtained by an audit of the original Paper Ballot and the Certified Results Tapes for votes cast in the 2022 General Election which I reviewed on the 3rd day of March, 2023 in Chicot County.



Tabulator Audit Report

County: Chicot

Polling Site: Carlton Township

DS 200 SN: 0316390393

100% Accurate County	Total Vote on Results Tape	Total Votes Hand Counted
<input checked="" type="checkbox"/> Yes <input type="checkbox"/> No	586	586

Candidate	Hand Count	Results Tape
<i>Pam Whitaker</i>	281	281
<i>Mark Lowery</i>	298	298
<i>Undervotes</i>	6	6
<i>Overvotes</i>	1	1

I, **Janie Bryant**, hereby certify that the information contained herein is accurate and was obtained by an audit of the original Paper Ballot and the Certified Results Tapes for votes cast in the 2022 General Election which I reviewed on the **3rd** day of **March**, 2023 in **Chicot** County.

Janie Bryant

Tabulator Audit Report

County: Clay

Polling Site: Absentees + Provisionals

DS 200 SN: 0318320376

100% Accurate County	Total Vote on Results Tape (Including Undervotes and Provisionals)	Total Votes Hand Counted
<input checked="" type="checkbox"/> Yes <input type="checkbox"/> No	60 ¹	85

Candidate	Hand Count	Results Tape	Provisionals
Monte Hodges	20	15	5
Rick Crawford	64	44	20
Undervotes	1	1	0

I, Jon Davidson, hereby certify that the information contained herein is accurate and was obtained by an audit of the original Paper Ballot and the Certified Results Tapes for votes cast in the 2022 General Election which I reviewed on the 23rd day of March, 2023 in Clay County.



¹ The number of absentee ballots cast in the election and stored in the box labeled absentee ballots exceeded the number of absentee ballots reflected on the results tape. However, upon further review, it was determined that the absentee results tape was run on election night and additional absentee ballots were subsequently counted and manually added to the election totals. Consequently, the box was excluded from the audit due to the comingling of hand counted and machine counted ballots rendering it impossible to implement the methodology of the audit.

Tabulator Audit Report

County: Clay

Polling Site: Piggott Early Voting

DS 200 SN: 0318360665

100% Accurate County	Total Vote on Results Tape (Including Undervotes)	Total Votes Hand Counted
<input checked="" type="checkbox"/> Yes <input type="checkbox"/> No	1487	1487

Candidate	Hand Count	Results Tape
Monte Hodges	306	306
Rick Crawford	1147	1147
Undervotes	34	34

I, **Daniel Shults**, hereby certify that the information contained herein is accurate and was obtained by an audit of the original Paper Ballot and the Certified Results Tapes for votes cast in the 2022 General Election which I reviewed on the **23rd** day of **March**, 2023 in **Clay** County.



Tabulator Audit Report

County: Clay

Polling Site: Rector

DS 200 SN: 0318330148

100% Accurate County	Total Vote on Results Tape (Including Undervotes)	Total Votes Hand Counted
<input checked="" type="checkbox"/> Yes <input type="checkbox"/> No	484	484

Candidate	Hand Count	Results Tape
Monte Hodges	93	93
Rick Crawford	386	386
Undervotes	5	5

I, Jon Davidson, hereby certify that the information contained herein is accurate and was obtained by an audit of the original Paper Ballot and the Certified Results Tapes for votes cast in the 2022 General Election which I reviewed on the 23rd day of March, 2023 in Clay County.



Tabulator Audit Report

County: Cleburne

Polling Site: Absentee

DS 200 SN: 0318320572

100% Accurate County	Total Vote on Results Tape (Including Undervotes)	Total Votes Hand Counted
<input checked="" type="checkbox"/> Yes <input type="checkbox"/> No	164	164 (+1 misplaced provisional ballot)

Candidate	Hand Count	Results Tape
<i>Kenneth Cates</i>	3	3
<i>John Boozman</i>	114 ¹	113
<i>Natalie James</i>	46	46
<i>Undervotes</i>	2	2

I, Charlie Morris, hereby certify that the information contained herein is accurate and was obtained by an audit of the original Paper Ballot and the Certified Results Tapes for votes cast in the 2022 General Election which I reviewed on the 21st day of April, 2023 in Cleburne County.



¹ The extra ballot counted was a provisional ballot that was stored with the absentee ballots. The provisional was able to be identified and marked as such with a copy of the provisional presented to the SBEC. – Charlie Morris

Tabulator Audit Report

County: Cleburne

Polling Site: Chastain Chapel General Baptist

DS 200 SN: 0318320559

100% Accurate County	Total Vote on Results Tape (Including Undervotes)	Total Votes Hand Counted
<input checked="" type="checkbox"/> Yes <input type="checkbox"/> No	239	239

Candidate	Hand Count	Results Tape
<i>Kenneth Cates</i>	9	9
<i>John Boozman</i>	197	197
<i>Natalie James</i>	30	30
<i>Undervotes</i>	3	3

I, Bernetta Lindsey, hereby certify that the information contained herein is accurate and was obtained by an audit of the original Paper Ballot and the Certified Results Tapes for votes cast in the 2022 General Election which I reviewed on the 21st day of April, 2023 in Cleburne County.



Tabulator Audit Report

County: Cleburne

Polling Site: Draco General Baptist Church

DS 200 SN: 0318320604

100% Accurate County	Total Vote on Results Tape (Including Undervotes)	Total Votes Hand Counted
<input checked="" type="checkbox"/> Yes <input type="checkbox"/> No	458	458

Candidate	Hand Count	Results Tape
<i>Kenneth Cates</i>	17	17
<i>John Boozman</i>	400	400
<i>Natalie James</i>	38	38
<i>Undervotes</i>	3	3

I, Daniel Shults, hereby certify that the information contained herein is accurate and was obtained by an audit of the original Paper Ballot and the Certified Results Tapes for votes cast in the 2022 General Election which I reviewed on the 21st day of April, 2023 in Cleburne County.



Tabulator Audit Report

County: Cleburne

Polling Site: Peace Lutheran Church

DS 200 SN: 0318320380

100% Accurate County	Total Vote on Results Tape (Including Undervotes)	Total Votes Hand Counted
<input checked="" type="checkbox"/> Yes <input type="checkbox"/> No	247	247

Candidate	Hand Count	Results Tape
<i>Kenneth Cates</i>	3	3
<i>John Boozman</i>	196	196
<i>Natalie James</i>	45	45
<i>Undervotes</i>	3	3

I, Charlie Morris, hereby certify that the information contained herein is accurate and was obtained by an audit of the original Paper Ballot and the Certified Results Tapes for votes cast in the 2022 General Election which I reviewed on the 21st day of April, 2023 in Cleburne County.

Charlie Morris

Tabulator Audit Report

County: Cleburne


Polling Site: Pine Snag/Lobo Fire Station

DS 200 SN: 0318320552

100% Accurate County	Total Vote on Results Tape (Including Undervotes)	Total Votes Hand Counted
<input checked="" type="checkbox"/> Yes <input type="checkbox"/> No	240	240

Candidate	Hand Count	Results Tape
<i>Kenneth Cates</i>	8	8
<i>John Boozman</i>	215	215
<i>Natalie James</i>	16	16
<i>Undervotes</i>	1	1

I, **Bernetta Lindsey**, hereby certify that the information contained herein is accurate and was obtained by an audit of the original Paper Ballot and the Certified Results Tapes for votes cast in the 2022 General Election which I reviewed on the **21st** day of **April**, 2023 in **Cleburne** County.



Tabulator Audit Report

County: Cleburne

Polling Site: Quitman City Hall

DS 200 SN: 0318320266

100% Accurate County	Total Vote on Results Tape (Including Undervotes)	Total Votes Hand Counted
<input checked="" type="checkbox"/> Yes <input type="checkbox"/> No	435	435

Candidate	Hand Count	Results Tape
<i>Kenneth Cates</i>	21	21
<i>John Boozman</i>	361	361
<i>Natalie James</i>	45	45
<i>Undervotes</i>	8	8

I, Bernetta Lindsey, hereby certify that the information contained herein is accurate and was obtained by an audit of the original Paper Ballot and the Certified Results Tapes for votes cast in the 2022 General Election which I reviewed on the 21st day of April, 2023 in Cleburne County.

Bernetta Lindsey

Tabulator Audit Report

County: Cleburne

Polling Site: Wilburn General Baptist Church

DS 200 SN: 0318320016

100% Accurate County	Total Vote on Results Tape (Including Undervotes)	Total Votes Hand Counted
<input checked="" type="checkbox"/> Yes <input type="checkbox"/> No	292	292

Candidate	Hand Count	Results Tape
<i>Kenneth Cates</i>	11	11
<i>John Boozman</i>	240	240
<i>Natalie James</i>	37	37
<i>Undervotes</i>	4	4

I, Daniel Shults, hereby certify that the information contained herein is accurate and was obtained by an audit of the original Paper Ballot and the Certified Results Tapes for votes cast in the 2022 General Election which I reviewed on the 21st day of April, 2023 in Cleburne County.



Tabulator Audit Report

County: Crawford

Polling Site: Absentee

DS 200 SN: 0318360161

This Box was excluded from Audit due to storage of machine counted ballots and hand counted ballots in the same location. It is documented here for transparency purposes.

100% Accurate County	Total Vote on Results Tape (Including Undervotes)	Total Votes Hand Counted
<input type="checkbox"/> Yes <input type="checkbox"/> No	264	293 ¹

Candidate	Hand Count	Results Tape
<i>Dennis Milligan</i>	194	170
<i>Simeon Snow</i>	7	7
<i>Dimond Arnold-Johnson</i>	86	81
<i>Undervotes</i>	6	6

*I, **Charlie Morris**, hereby certify that the information contained herein is accurate and was obtained by an audit of the original Paper Ballot and the Certified Results Tapes for votes cast in the 2022 General Election which I reviewed on the **7th** day of **March**, 2023 in **Crawford** County.*

Charlie Morris

¹ The number of absentee ballots cast in the election and stored in the box labeled absentee ballots exceeded the number of absentee ballots reflected on the results tape. However, upon further review, it was determined that the absentee results tape was run on election night and additional absentee ballots were subsequently counted and manually added to the election totals. Consequently, the box was excluded from the Audit due to the comingling of hand counted and machine counted ballots rendering it impossible to implement the methodology of the audit.

Tabulator Audit Report

County: Crawford

Polling Site: Dyer Community Center

DS 200 SN: 0318360150

100% Accurate County	Total Vote on Results Tape (Including Undervotes)	Total Votes Hand Counted
<input checked="" type="checkbox"/> Yes <input type="checkbox"/> No	186	186

Candidate	Hand Count	Results Tape
Dennis Milligan	138	138
Simeon Snow	13	13
Diamond Arnold-Johnson	26	26
Undervotes	9	9

I, Chris Madison, hereby certify that the information contained herein is accurate and was obtained by an audit of the original Paper Ballot and the Certified Results Tapes for votes cast in the 2022 General Election which I reviewed on the 7th day of March, 2023 in Crawford County.



Tabulator Audit Report

County: Crawford

Polling Site: Figure 5 Fire Station

DS 200 SN: 0318360164

100% Accurate County	Total Vote on Results Tape (Including Undervotes)	Total Votes Hand Counted
<input checked="" type="checkbox"/> Yes <input type="checkbox"/> No	640	640

Candidate	Hand Count	Results Tape
Dennis Milligan	526	526
Simeon Snow	39	39
Diamond Arnold-Johnson	54	54
Undervotes	21	21

I, **Tena Arnold**, hereby certify that the information contained herein is accurate and was obtained by an audit of the original Paper Ballot and the Certified Results Tapes for votes cast in the 2022 General Election which I reviewed on the **7th** day of **March**, 2023 in **Crawford** County.



Tabulator Audit Report

County: Crawford

Polling Site: Living Word Church

DS 200 SN: 0318360148

100% Accurate County	Total Vote on Results Tape (Including Undervotes)	Total Votes Hand Counted
<input checked="" type="checkbox"/> Yes <input type="checkbox"/> No	324	324

Candidate	Hand Count	Results Tape
Dennis Milligan	247	247
Simeon Snow	19	19
Diamond Arnold-Johnson	48	48
Undervotes	10	10

I, Alysson Tate, hereby certify that the information contained herein is accurate and was obtained by an audit of the original Paper Ballot and the Certified Results Tapes for votes cast in the 2022 General Election which I reviewed on the 7th day of March, 2023 in Crawford County.

Alysson R. Tate

Tabulator Audit Report

County: Crawford

Polling Site: Mulberry Senior Inn

DS 200 SN: 0318350034

100% Accurate County	Total Vote on Results Tape (Including Undervotes)	Total Votes Hand Counted
<input checked="" type="checkbox"/> Yes <input type="checkbox"/> No	439	439

Candidate	Hand Count	Results Tape
Dennis Milligan	336	336
Simeon Snow	21	21
Diamond Arnold-Johnson	61	61
Undervotes	21	21

I, Alysson Tate, hereby certify that the information contained herein is accurate and was obtained by an audit of the original Paper Ballot and the Certified Results Tapes for votes cast in the 2022 General Election which I reviewed on the 7th day of March, 2023 in Crawford County.

Alysson R. Tate

Tabulator Audit Report

County: Crittenden

Polling Site: Absentee

DS 200 SN: 0318330075

100% Accurate County	Total Vote on Results Tape (Including Undervotes)	Total Votes Hand Counted
<input checked="" type="checkbox"/> Yes <input type="checkbox"/> No	227	227

Candidate	Hand Count	Results Tape
Terry Fuller	71	71
Reginald Murdock	150	150
Undervotes	6	6

I, Daniel Shults, hereby certify that the information contained herein is accurate and was obtained by an audit of the original Paper Ballot and the Certified Results Tapes for votes cast in the 2022 General Election which I reviewed on the 24th day of March, 2023 in Crittenden County.



Tabulator Audit Report

County: Crittenden

Polling Site: Anthonyville

DS 200 SN: 0318330059

100% Accurate County	Total Vote on Results Tape	Total Votes Hand Counted
<input checked="" type="checkbox"/> Yes <input type="checkbox"/> No	37	37

Candidate	Hand Count	Results Tape
Terry Fuller	1	1
Reginald Murdock	36	36

I, Bernetta Lindsey, hereby certify that the information contained herein is accurate and was obtained by an audit of the original Paper Ballot and the Certified Results Tapes for votes cast in the 2022 General Election which I reviewed on the 24th day of March, 2023 in Crittenden County.



Tabulator Audit Report

County: Crittenden

Polling Site: Calvary Baptist

DS 200 SN: 0318320577

100% Accurate County	Total Vote on Results Tape	Total Votes Hand Counted
<input checked="" type="checkbox"/> Yes <input type="checkbox"/> No	122	122

Candidate	Hand Count	Results Tape
Terry Fuller	70	70
Reginald Murdock	49	49
Undervotes	3	3

I, Jon Davidson, hereby certify that the information contained herein is accurate and was obtained by an audit of the original Paper Ballot and the Certified Results Tapes for votes cast in the 2022 General Election which I reviewed on the 28th day of April, 2023 in Crittenden County.



Tabulator Audit Report

County: Crittenden

Polling Site: Civic Center

DS 200 SN: 0318330068

100% Accurate County	Total Vote on Results Tape (Including Undervotes)	Total Votes Hand Counted
<input checked="" type="checkbox"/> Yes <input type="checkbox"/> No	302	302

Candidate	Hand Count	Results Tape
Terry Fuller	50	50
Reginald Murdock	245	245
Undervotes	7	7

I, **Janie Bryant**, hereby certify that the information contained herein is accurate and was obtained by an audit of the original Paper Ballot and the Certified Results Tapes for votes cast in the 2022 General Election which I reviewed on the **28th** day of **April**, 2023 in **Crittenden** County.



Tabulator Audit Report

County: Crittenden

Polling Site: Crawfordsville

DS 200 SN: 0318320411

100% Accurate County	Total Vote on Results Tape (Including Undervotes)	Total Votes Hand Counted
<input checked="" type="checkbox"/> Yes <input type="checkbox"/> No	256	256

Candidate	Hand Count	Results Tape
Terry Fuller	159	159
Reginald Murdock	94	94
Undervotes	3	3

I, **Daniel Shults**, hereby certify that the information contained herein is accurate and was obtained by an audit of the original Paper Ballot and the Certified Results Tapes for votes cast in the 2022 General Election which I reviewed on the **28th** day of **April**, 2023 in **Crittenden** County.



Tabulator Audit Report

County: Crittenden

Polling Site: Edmondson

DS 200 SN: 0318330011

100% Accurate County	Total Vote on Results Tape (Including Undervotes)	Total Votes Hand Counted
<input checked="" type="checkbox"/> Yes <input type="checkbox"/> No	117	117

Candidate	Hand Count	Results Tape
Terry Fuller	47	47
Reginald Murdock	65	65
Undervotes	5	5

I, Jon Davidson, hereby certify that the information contained herein is accurate and was obtained by an audit of the original Paper Ballot and the Certified Results Tapes for votes cast in the 2022 General Election which I reviewed on the 28th day of April, 2023 in Crittenden County.



Tabulator Audit Report

County: Crittenden

Polling Site: Gilmore

DS 200 SN: 0318320566

100% Accurate County	Total Vote on Results Tape (Including Undervotes)	Total Votes Hand Counted
<input checked="" type="checkbox"/> Yes <input type="checkbox"/> No	62	62

Candidate	Hand Count	Results Tape
Terry Fuller	23	23
Reginald Murdock	37	37
Undervotes	2	2

I, Alysson Tate, hereby certify that the information contained herein is accurate and was obtained by an audit of the original Paper Ballot and the Certified Results Tapes for votes cast in the 2022 General Election which I reviewed on the 28th day of April, 2023 in Crittenden County.

Alysson R. Tate

Tabulator Audit Report

County: Crittenden

Polling Site: Horseshoe Lake

DS 200 SN: 0318330130

100% Accurate County	Total Vote on Results Tape	Total Votes Hand Counted
<input checked="" type="checkbox"/> Yes <input type="checkbox"/> No	182	182

Candidate	Hand Count	Results Tape
Terry Fuller	159	159
Reginald Murdock	22	22
Undervotes	1	1

I, **Bernetta Lindsey**, hereby certify that the information contained herein is accurate and was obtained by an audit of the original Paper Ballot and the Certified Results Tapes for votes cast in the 2022 General Election which I reviewed on the **24th** day of **March**, 2023 in **Crittenden** County.



Tabulator Audit Report

County: Crittenden

Polling Site: Jericho

DS 200 SN: 0318320578

100% Accurate County	Total Vote on Results Tape	Total Votes Hand Counted
<input checked="" type="checkbox"/> Yes <input type="checkbox"/> No	70	70

Candidate	Hand Count	Results Tape
Terry Fuller	39	39
Reginald Murdock	30	30
Undervotes	1	1

I, Bernetta Lindsey, hereby certify that the information contained herein is accurate and was obtained by an audit of the original Paper Ballot and the Certified Results Tapes for votes cast in the 2022 General Election which I reviewed on the 24th day of March, 2023 in Crittenden County.

Bernetta Lindsey

Tabulator Audit Report

County: Crittenden

Polling Site: Marion Arena

DS 200 SN: 0318330103

100% Accurate County	Total Vote on Results Tape	Total Votes Hand Counted
<input checked="" type="checkbox"/> Yes <input type="checkbox"/> No	443	443

Candidate	Hand Count	Results Tape
Terry Fuller	262	262
Reginald Murdock	176	176
Undervotes	5	5

I, Jon Davidson, hereby certify that the information contained herein is accurate and was obtained by an audit of the original Paper Ballot and the Certified Results Tapes for votes cast in the 2022 General Election which I reviewed on the 24th day of March, 2023 in Crittenden County.



Tabulator Audit Report

County: Crittenden

Polling Site: Marion Church of God

DS 200 SN: 0318320610

100% Accurate County	Total Vote on Results Tape (Including Undervotes)	Total Votes Hand Counted
<input checked="" type="checkbox"/> Yes <input type="checkbox"/> No	272	272

Candidate	Hand Count	Results Tape
Terry Fuller	160	160
Reginald Murdock	109	109
Undervotes	3	3

I, **Bernetta Lindsey**, hereby certify that the information contained herein is accurate and was obtained by an audit of the original Paper Ballot and the Certified Results Tapes for votes cast in the 2022 General Election which I reviewed on the **28th** day of **April**, 2023 in **Crittenden** County.

Bernetta Lindsey

Tabulator Audit Report

County: Crittenden

Polling Site: Marion Early Voting

DS 200 SN: 0318330080

100% Accurate County	Total Vote on Results Tape (Including Undervotes)	Total Votes Hand Counted
<input checked="" type="checkbox"/> Yes <input type="checkbox"/> No	3481	3481

Candidate	Hand Count	Results Tape
Terry Fuller	2207	2207
Reginald Murdock	1241	1241
Undervotes	33	33

I, Bernetta Lindsey, hereby certify that the information contained herein is accurate and was obtained by an audit of the original Paper Ballot and the Certified Results Tapes for votes cast in the 2022 General Election which I reviewed on the 28th day of April, 2023 in Crittenden County.

Bernetta Lindsey

Tabulator Audit Report

County: Crittenden

Polling Site: R. Jackson Neighborhood Center

DS 200 SN: 0318320602

100% Accurate County	Total Vote on Results Tape (Including Undervotes)	Total Votes Hand Counted
<input checked="" type="checkbox"/> Yes <input type="checkbox"/> No	244	244

Candidate	Hand Count	Results Tape
Terry Fuller	18	18
Reginald Murdock	210	210
Undervotes	16	16

I, Jon Davidson, hereby certify that the information contained herein is accurate and was obtained by an audit of the original Paper Ballot and the Certified Results Tapes for votes cast in the 2022 General Election which I reviewed on the 24th day of March, 2023 in Crittenden County.

Jon Davidson

Tabulator Audit Report

County: Crittenden

Polling Site: St. Luke (Earle)

DS 200 SN: 0318330066

100% Accurate County	Total Vote on Results Tape (Including Undervotes)	Total Votes Hand Counted
<input checked="" type="checkbox"/> Yes <input type="checkbox"/> No	430	430

Candidate	Hand Count	Results Tape
Terry Fuller	100	100
Reginald Murdock	316	316
Undervotes	14	14

I, **Alysson Tate**, hereby certify that the information contained herein is accurate and was obtained by an audit of the original Paper Ballot and the Certified Results Tapes for votes cast in the 2022 General Election which I reviewed on the **28th** day of **April**, 2023 in **Crittenden** County.

Alysson R. Tate

Tabulator Audit Report

County: Crittenden

Polling Site: Tabernacle of God

DS 200 SN: 0318330081

100% Accurate County	Total Vote on Results Tape	Total Votes Hand Counted
<input checked="" type="checkbox"/> Yes <input type="checkbox"/> No	322	322

Candidate	Hand Count	Results Tape
Terry Fuller	158	158
Reginald Murdock	164	164

I, Jon Davidson, hereby certify that the information contained herein is accurate and was obtained by an audit of the original Paper Ballot and the Certified Results Tapes for votes cast in the 2022 General Election which I reviewed on the 24th day of March, 2023 in Crittenden County.



Tabulator Audit Report

County: Crittenden

Polling Site: Turrell

DS 200 SN: 0318320326

100% Accurate County	Total Vote on Results Tape (Including Undervotes)	Total Votes Hand Counted
<input checked="" type="checkbox"/> Yes <input type="checkbox"/> No	164	164

Candidate	Hand Count	Results Tape
Terry Fuller	52	52
Reginald Murdock	96	96
Undervotes	16	16

I, Bernetta Lindsey, hereby certify that the information contained herein is accurate and was obtained by an audit of the original Paper Ballot and the Certified Results Tapes for votes cast in the 2022 General Election which I reviewed on the 24th day of March, 2023 in Crittenden County.



Tabulator Audit Report

County: Crittenden

Polling Site: West Memphis – Early Vote

DS 200 SN: 0318320352

100% Accurate County	Total Vote on Results Tape (Including Undervotes)	Total Votes Hand Counted
<input checked="" type="checkbox"/> Yes <input type="checkbox"/> No	3117	3117

Candidate	Hand Count	Results Tape
Terry Fuller	1412	1412
Reginald Murdock	1629	1629
Undervotes	76	76

I, Janie Bryant, hereby certify that the information contained herein is accurate and was obtained by an audit of the original Paper Ballot and the Certified Results Tapes for votes cast in the 2022 General Election which I reviewed on the 28th day of April, 2023 in Crittenden County.



Tabulator Audit Report

County: Crittenden


Polling Site: West Memphis First Baptist Church

DS 200 SN: 0318330105

100% Accurate County	Total Vote on Results Tape (Including Undervotes)	Total Votes Hand Counted
<input checked="" type="checkbox"/> Yes <input type="checkbox"/> No	164	164

Candidate	Hand Count	Results Tape
Terry Fuller	97	97
Reginald Murdock	65	65
Undervotes	2	2

I, Daniel Shults, hereby certify that the information contained herein is accurate and was obtained by an audit of the original Paper Ballot and the Certified Results Tapes for votes cast in the 2022 General Election which I reviewed on the 28th day of April, 2023 in Crittenden County.



Tabulator Audit Report

County: Crittenden

Polling Site: West Memphis High School

DS 200 SN: 0318320523

100% Accurate County	Total Vote on Results Tape (Including Undervotes)	Total Votes Hand Counted
<input checked="" type="checkbox"/> Yes <input type="checkbox"/> No	468	468

Candidate	Hand Count	Results Tape
Terry Fuller	230	230
Reginald Murdock	236	236
Undervotes	2	2

I, Bernetta Lindsey, hereby certify that the information contained herein is accurate and was obtained by an audit of the original Paper Ballot and the Certified Results Tapes for votes cast in the 2022 General Election which I reviewed on the 24th day of March, 2023 in Crittenden County.



Tabulator Audit Report

County: Crittenden


Polling Site: Wonder Boys Club

DS 200 SN: 0318330131

100% Accurate County	Total Vote on Results Tape (Including Undervotes)	Total Votes Hand Counted
<input checked="" type="checkbox"/> Yes <input type="checkbox"/> No	108	108

Candidate	Hand Count	Results Tape
Terry Fuller	21	21
Reginald Murdock	81	81
Undervotes	6	6

I, Bernetta Lindsey, hereby certify that the information contained herein is accurate and was obtained by an audit of the original Paper Ballot and the Certified Results Tapes for votes cast in the 2022 General Election which I reviewed on the 28th day of April, 2023 in Crittenden County.



Tabulator Audit Report

County: Crittenden

Polling Site: 7th Street Church of Christ

DS 200 SN: 0318320379

100% Accurate County	Total Vote on Results Tape (Including Undervotes)	Total Votes Hand Counted
<input type="checkbox"/> Yes <input checked="" type="checkbox"/> No	270	271

Candidate	Hand Count	Results Tape
Terry Fuller	31	31
Reginald Murdock	232	231
Undervotes	8	8

I, Daniel Shults, hereby certify that the information contained herein is accurate and was obtained by an audit of the original Paper Ballot and the Certified Results Tapes for votes cast in the 2022 General Election which I reviewed on the 24th day of March, 2023 in Crittenden County.



Tabulator Audit Report

County: Franklin


Polling Site: Branch City Hall

DS 200 SN: 0318360014

100% Accurate County	Total Vote on Results Tape (Including Undervotes and Write-Ins)	Total Votes Hand Counted
<input checked="" type="checkbox"/> Yes <input type="checkbox"/> No	215	215

Candidate	Hand Count	Results Tape
<i>Kenneth Cates</i>	8	8
<i>John Boozman</i>	178	178
<i>Natalie James</i>	24	24
<i>Undervotes</i>	3	3
<i>Write-Ins</i>	2	2

I, **Tena Arnold**, hereby certify that the information contained herein is accurate and was obtained by an audit of the original Paper Ballot and the Certified Results Tapes for votes cast in the 2022 General Election which I reviewed on the **7th** day of **March**, 2023 in **Franklin** County.



Tabulator Audit Report

County: Franklin

Polling Site: Charleston Courthouse - Early

DS 200 SN: 0318360029

100% Accurate County	Total Vote on Results Tape (Including Undervotes and Write-Ins)	Total Votes Hand Counted
<input checked="" type="checkbox"/> Yes <input type="checkbox"/> No	853	853

Candidate	Hand Count	Results Tape
<i>Kenneth Cates</i>	31	31
<i>John Boozman</i>	647	647
<i>Natalie James</i>	158	158
<i>Undervotes</i>	16	16
<i>Write-Ins</i>	1	1

I, Charlie Morris, hereby certify that the information contained herein is accurate and was obtained by an audit of the original Paper Ballot and the Certified Results Tapes for votes cast in the 2022 General Election which I reviewed on the 7th day of March, 2023 in Franklin County.



Tabulator Audit Report

County: Franklin

Polling Site: Ozark Early - Absentee

DS 200 SN: 0318360047

100% Accurate County	Total Vote on Results Tape	Total Votes Hand Counted
<input checked="" type="checkbox"/> Yes <input type="checkbox"/> No	86	86

Candidate	Hand Count	Results Tape
<i>Kenneth Cates</i>	0	0
<i>John Boozman</i>	62	62
<i>Natalie James</i>	24	24

I, Alysson Tate, hereby certify that the information contained herein is accurate and was obtained by an audit of the original Paper Ballot and the Certified Results Tapes for votes cast in the 2022 General Election which I reviewed on the 7th day of March, 2023 in Franklin County.

Alysson R. Tate

Tabulator Audit Report

County: Franklin

Polling Site: Rehobeth Baptist Church

DS 200 SN: 0318360031

100% Accurate County	Total Vote on Results Tape (Including Undervotes)	Total Votes Hand Counted
<input checked="" type="checkbox"/> Yes <input type="checkbox"/> No	298	298

Candidate	Hand Count	Results Tape
<i>Kenneth Cates</i>	13	13
<i>John Boozman</i>	242	242
<i>Natalie James</i>	35	35
<i>Undervotes</i>	8	8

I, Alysson Tate, hereby certify that the information contained herein is accurate and was obtained by an audit of the original Paper Ballot and the Certified Results Tapes for votes cast in the 2022 General Election which I reviewed on the 7th day of March, 2023 in Franklin County.

Alysson R. Tate

Tabulator Audit Report

County: Newton

Polling Site: Dogpatch

DS 200 SN: 0319380894

100% Accurate County	Total Vote on Results Tape (Including Undervotes)	Total Votes Hand Counted
<input checked="" type="checkbox"/> Yes <input type="checkbox"/> No	187	187

Candidate	Hand Count	Results Tape
Glenn W. Wheeler	137	137
Danny Clayborn	46	46
Undervotes	4	4

I, **Charlie Morris**, hereby certify that the information contained herein is accurate and was obtained by an audit of the original Paper Ballot and the Certified Results Tapes for votes cast in the 2022 General Election which I reviewed on the **17th** day of **March**, 2023 in **Newton** County.



Tabulator Audit Report

County: Newton

Polling Site: Jefferson

DS 200 SN: 0319380952

100% Accurate County	Total Vote on Results Tape (Including Undervotes)	Total Votes Hand Counted
<input checked="" type="checkbox"/> Yes <input type="checkbox"/> No	123	123

Candidate	Hand Count	Results Tape
Glenn W. Wheeler	59	59
Danny Clayborn	58	58
Undervotes	6	6

I, Jon Davidson, hereby certify that the information contained herein is accurate and was obtained by an audit of the original Paper Ballot and the Certified Results Tapes for votes cast in the 2022 General Election which I reviewed on the 17th day of March, 2023 in Newton County.



Tabulator Audit Report

County: Newton

Polling Site: Pleasant Hill (Deer)

DS 200 SN: 0319380381

100% Accurate County	Total Vote on Results Tape (Including Undervotes)	Total Votes Hand Counted
<input checked="" type="checkbox"/> Yes <input type="checkbox"/> No	150	150

Candidate	Hand Count	Results Tape
Glenn W. Wheeler	60	60
Danny Clayborn	87	87
Undervotes	3	3

I, Charlie Morris, hereby certify that the information contained herein is accurate and was obtained by an audit of the original Paper Ballot and the Certified Results Tapes for votes cast in the 2022 General Election which I reviewed on the 17th day of March, 2023 in Newton County.



Tabulator Audit Report

County: Newton

Polling Site: Richland

DS 200 SN: 0319380342

100% Accurate County	Total Vote on Results Tape	Total Votes Hand Counted
<input checked="" type="checkbox"/> Yes <input type="checkbox"/> No	101	101

Candidate	Hand Count	Results Tape
Glenn W. Wheeler	55	55
Danny Clayborn	46	46

I, Jon Davidson, hereby certify that the information contained herein is accurate and was obtained by an audit of the original Paper Ballot and the Certified Results Tapes for votes cast in the 2022 General Election which I reviewed on the 17th day of March, 2023 in Newton County.



Tabulator Audit Report

County: Perry

Polling Site: Adona

DS 200 SN: 0318350003

100% Accurate County	Total Vote on Results Tape (Including Undervotes)	Total Votes Hand Counted
<input checked="" type="checkbox"/> Yes <input type="checkbox"/> No	183	183

Candidate	Hand Count	Results Tape
Sarah Sanders	138	138
Chris Jones	40	40
Ricky Dale Harrington	4	4
Undervotes	1	1

I, Charlie Morris, hereby certify that the information contained herein is accurate and was obtained by an audit of the original Paper Ballot and the Certified Results Tapes for votes cast in the 2022 General Election which I reviewed on the 27th day of January, 2023 in Perry County.



Tabulator Audit Report

County: Perry

Polling Site: Bigelow

DS 200 SN: 0318350011

100% Accurate County	Total Vote on Results Tape (Including Undervotes)	Total Votes Hand Counted
<input checked="" type="checkbox"/> Yes <input type="checkbox"/> No	290	290

Candidate	Hand Count	Results Tape
<i>Sarah Sanders</i>	229	229
<i>Chris Jones</i>	46	46
<i>Ricky Dale Harrington</i>	9	9
<i>Undervotes</i>	6	6

I, Alysson Tate, hereby certify that the information contained herein is accurate and was obtained by an audit of the original Paper Ballot and the Certified Results Tapes for votes cast in the 2022 General Election which I reviewed on the 27th day of January, 2023 in Perry County.

Alysson R. Tate

Tabulator Audit Report

County: Perry

Polling Site: Commission Building

DS 200 SN: 0318350032

100% Accurate County	Total Vote on Results Tape (Including Undervotes and Write-Ins)	Total Votes Hand Counted
<input checked="" type="checkbox"/> Yes <input type="checkbox"/> No	258	258

Candidate	Hand Count	Results Tape
<i>Sarah Sanders</i>	203	203
<i>Chris Jones</i>	42	42
<i>Ricky Dale Harrington</i>	10	10
<i>Undervotes</i>	1	1
<i>Write-Ins</i>	2	2

I, Jon Davidson, hereby certify that the information contained herein is accurate and was obtained by an audit of the original Paper Ballot and the Certified Results Tapes for votes cast in the 2022 General Election which I reviewed on the 27th day of January, 2023 in Perry County.



Tabulator Audit Report

County: Perry

Polling Site: Hollis

DS 200 SN: 0318350022

100% Accurate County	Total Vote on Results Tape	Total Votes Hand Counted
<input checked="" type="checkbox"/> Yes <input type="checkbox"/> No	85	85

Candidate	Hand Count	Results Tape
Sarah Sanders	62	62
Chris Jones	22	22
Ricky Dale Harrington	1	1

I, Charlie Morris, hereby certify that the information contained herein is accurate and was obtained by an audit of the original Paper Ballot and the Certified Results Tapes for votes cast in the 2022 General Election which I reviewed on the 27th day of January, 2023 in Perry County.



Tabulator Audit Report

County: Perry

Polling Site: Houston

DS 200 SN: 0318350005

100% Accurate County	Total Vote on Results Tape (Including Undervotes and Write-Ins)	Total Votes Hand Counted
<input checked="" type="checkbox"/> Yes <input type="checkbox"/> No	158	158

Candidate	Hand Count	Results Tape
<i>Sarah Sanders</i>	135	135
<i>Chris Jones</i>	16	16
<i>Ricky Dale Harrington</i>	4	4
<i>Undervotes</i>	2	2
<i>Write-Ins</i>	1	1

*I, **Charlie Morris**, hereby certify that the information contained herein is accurate and was obtained by an audit of the original Paper Ballot and the Certified Results Tapes for votes cast in the 2022 General Election which I reviewed on the **27th** day of **January**, 2023 in **Perry** County.*

Charlie Morris

Tabulator Audit Report

County: Perry

Polling Site: Union Valley

DS 200 SN: 0318350046

100% Accurate County	Total Vote on Results Tape (Including Undervotes)	Total Votes Hand Counted
<input checked="" type="checkbox"/> Yes <input type="checkbox"/> No	227	227

Candidate	Hand Count	Results Tape
Sarah Sanders	167	167
Chris Jones	55	55
Ricky Dale Harrington	4	4
Undervotes	1	1

I, Alysson Tate, hereby certify that the information contained herein is accurate and was obtained by an audit of the original Paper Ballot and the Certified Results Tapes for votes cast in the 2022 General Election which I reviewed on the 27th day of January, 2023 in Perry County.

Alysson R. Tate

Tabulator Audit Report

County: Perry

Polling Site: Union (Pleasant Valley) & Alpine¹

DS 200 SN: 0318350033 & 0318350003

100% Accurate County	Total Vote on Results Tape (Including Undervotes and Write-Ins)	Total Votes Hand Counted
<input checked="" type="checkbox"/> Yes <input type="checkbox"/> No	382	382

Candidate	Hand Count	Results Tape
Sarah Sanders	272	272
Chris Jones	105	105
Ricky Dale Harrington	3	3
Undervotes	1	1
Write-Ins	1	1

I, Alysson Tate, hereby certify that the information contained herein is accurate and was obtained by an audit of the original Paper Ballot and the Certified Results Tapes for votes cast in the 2022 General Election which I reviewed on the 27th day of January, 2023 in Perry County.

Alysson R. Tate

¹ The ballots of the Union (Pleasant Valley) polling site and Aplin polling site were comingled. Consequently, the totals from the hand county were combined and compared to the results tape totals which were also combined.

Tabulator Audit Report

County: Perry

Polling Site: Wye

DS 200 SN: 0318330071

100% Accurate County	Total Vote on Results Tape (Including Undervotes)	Total Votes Hand Counted
<input checked="" type="checkbox"/> Yes <input type="checkbox"/> No	300	300

Candidate	Hand Count	Results Tape
<i>Sarah Sanders</i>	205	205
<i>Chris Jones</i>	84	84
<i>Ricky Dale Harrington</i>	9	9
<i>Undervotes</i>	2	2

I, Jon Davidson, hereby certify that the information contained herein is accurate and was obtained by an audit of the original Paper Ballot and the Certified Results Tapes for votes cast in the 2022 General Election which I reviewed on the 27th day of January, 2023 in Perry County.

Jon Davidson

Tabulator Audit Report

County: Pike


Polling Site: Glenwood

DS 200 SN: 0316390068

100% Accurate County	Total Vote on Results Tape (Including Undervotes)	Total Votes Hand Counted
<input checked="" type="checkbox"/> Yes <input type="checkbox"/> No	379	379

Candidate	Hand Count	Results Tape
Judge Chris Carnahan	141	141
Supreme Court Justice Robin Wynne	159	159
Undervotes	79	79

I, **Tena Arnold**, hereby certify that the information contained herein is accurate and was obtained by an audit of the original Paper Ballot and the Certified Results Tapes for votes cast in the 2022 General Election which I reviewed on the **24th** day of **February**, 2023 in **Pike** County.



Tabulator Audit Report

County: Pike

Polling Site: Glenwood – Early Voting

DS 200 SN: 0316390009

100% Accurate County	Total Vote on Results Tape (Including Undervotes)	Total Votes Hand Counted
<input checked="" type="checkbox"/> Yes <input type="checkbox"/> No	855	855

Candidate	Hand Count	Results Tape
<i>Judge Chris Carnahan</i>	292	292
<i>Supreme Court Justice Robin Wynne</i>	411	411
<i>Undervotes</i>	152	152

*I, **Tena Arnold**, hereby certify that the information contained herein is accurate and was obtained by an audit of the original Paper Ballot and the Certified Results Tapes for votes cast in the 2022 General Election which I reviewed on the **24th** day of **February**, 2023 in **Pike** County.*

Tena M. Arnold

Tabulator Audit Report

County: Pike

Polling Site: Murfreesboro – Early Voting

DS 200 SN: 0316380440

100% Accurate County	Total Vote on Results Tape (Including Undervotes)	Total Votes Hand Counted
<input checked="" type="checkbox"/> Yes <input type="checkbox"/> No	1356	1356

Candidate	Hand Count	Results Tape
Judge Chris Carnahan	545	545
Supreme Court Justice Robin Wynne	637	637
Undervotes	174	174

I, Charlie Morris, hereby certify that the information contained herein is accurate and was obtained by an audit of the original Paper Ballot and the Certified Results Tapes for votes cast in the 2022 General Election which I reviewed on the 24th day of February, 2023 in Pike County.



Tabulator Audit Report

County: Pulaski

Polling Site: Bethel Baptist

DS 200 SN: 0319390661

100% Accurate County	Total Vote on Results Tape (Including Undervotes and Write-Ins)	Total Votes Hand Counted
<input checked="" type="checkbox"/> Yes <input type="checkbox"/> No	220	220

Candidate	Hand Count	Results Tape
<i>Chris Jones</i>	106	106
<i>Ricky Dale Harrington</i>	13	13
<i>Sarah Sanders</i>	98	98
<i>Undervotes</i>	2	2
<i>Write-Ins</i>	1	1

*I, **Alysson Tate**, hereby certify that the information contained herein is accurate and was obtained by an audit of the original Paper Ballot and the Certified Results Tapes for votes cast in the 2022 General Election which I reviewed on the **14th** day of **June**, 2023 in **Pulaski** County.*

Alysson R. Tate

Tabulator Audit Report

County: Pulaski

Polling Site: Cammack Village City Hall

DS 200 SN: 0319311154

100% Accurate County	Total Vote on Results Tape (Including Undervotes and Write-Ins)	Total Votes Hand Counted
<input checked="" type="checkbox"/> Yes <input type="checkbox"/> No	602	602

Candidate	Hand Count	Results Tape
<i>Chris Jones</i>	359	359
<i>Ricky Dale Harrington</i>	9	9
<i>Sarah Sanders</i>	229	229
<i>Undervotes</i>	3	3
<i>Write-Ins</i>	2	2

I, Alysson Tate, hereby certify that the information contained herein is accurate and was obtained by an audit of the original Paper Ballot and the Certified Results Tapes for votes cast in the 2022 General Election which I reviewed on the 14th day of June, 2023 in Pulaski County.

Alysson R Tate

Tabulator Audit Report

County: Pulaski

Polling Site: Crystal Hill Baptist Church

DS 200 SN: 0319331474

100% Accurate County	Total Vote on Results Tape (Including Undervotes and Write-Ins)	Total Votes Hand Counted
<input checked="" type="checkbox"/> Yes <input type="checkbox"/> No	497	497

Candidate	Hand Count	Results Tape
Chris Jones	155	155
Ricky Dale Harrington	8	8
Sarah Sanders	329	329
Undervotes	4	4
Write-Ins	1	1

I, Charlie Morris, hereby certify that the information contained herein is accurate and was obtained by an audit of the original Paper Ballot and the Certified Results Tapes for votes cast in the 2022 General Election which I reviewed on the 14th day of June, 2023 in Pulaski County.



Tabulator Audit Report

County: Pulaski

Polling Site: Laman Library – Early Voting

DS 200 SN: 0319362168

100% Accurate County	Total Vote on Results Tape (Including Undervotes and Write-Ins)	Total Votes Hand Counted
<input checked="" type="checkbox"/> Yes <input type="checkbox"/> No	6999	6999

Candidate	Hand Count	Results Tape
Chris Jones	4634	4634
Ricky Dale Harrington	106	106
Sarah Sanders	2225	2225
Undervotes	31	31
Write-Ins	3	3

I, Jon Davidson and Janie Bryant, hereby certify that the information contained herein is accurate and was obtained by an audit of the original Paper Ballot and the Certified Results Tapes for votes cast in the 2022 General Election which I reviewed on the 13th and 14th day of June, 2023 in Pulaski County.

Janie Bryant *Jon Davidson*

Tabulator Audit Report

County: Searcy

Polling Site: Leslie Batch 7

DS 200 SN: 0319380451

100% Accurate County	Total Vote on Results Tape (Including Undervotes)	Total Votes Hand Counted
<input checked="" type="checkbox"/> Yes <input type="checkbox"/> No	324	324

Candidate	Hand Count	Results Tape
<i>Darlene Goldi Gaines</i>	50	50
<i>Tommy Land</i>	255	255
<i>Undervotes</i>	19	19

I, Charlie Morris, hereby certify that the information contained herein is accurate and was obtained by an audit of the original Paper Ballot and the Certified Results Tapes for votes cast in the 2022 General Election which I reviewed on the 17th day of March, 2023 in Searcy County.



Tabulator Audit Report

County: Pulaski

Polling Site: Life Line Baptist Church

DS 200 SN: 0319330524

100% Accurate County	Total Vote on Results Tape (Including Undervotes)	Total Votes Hand Counted
<input checked="" type="checkbox"/> Yes <input type="checkbox"/> No	348	348

Candidate	Hand Count	Results Tape
Chris Jones	264	264
Ricky Dale Harrington	4	4
Sarah Sanders	76	76
Undervotes	4	4

I, Charlie Morris, hereby certify that the information contained herein is accurate and was obtained by an audit of the original Paper Ballot and the Certified Results Tapes for votes cast in the 2022 General Election which I reviewed on the 14th day of June, 2023 in Pulaski County.



Tabulator Audit Report

County: Pulaski

Polling Site: McArthur Assembly of God

DS 200 SN: 0319390042

100% Accurate County	Total Vote on Results Tape (Including Undervotes, Overvotes, and Write-Ins)	Total Votes Hand Counted
<input checked="" type="checkbox"/> Yes <input type="checkbox"/> No	812	812

Candidate	Hand Count	Results Tape
Chris Jones	210	210
Ricky Dale Harrington	19	19
Sarah Sanders	580	580
Undervotes	1	1
Overvotes	1	1
Write-Ins	1	1

I, Charlie Morris, hereby certify that the information contained herein is accurate and was obtained by an audit of the original Paper Ballot and the Certified Results Tapes for votes cast in the 2022 General Election which I reviewed on the 14th day of June, 2023 in Pulaski County.



Tabulator Audit Report

County: Pulaski

Polling Site: Nathaniel Hill Community Complex

DS 200 SN: 0319351926

100% Accurate County	Total Vote on Results Tape (Including Undervotes and Overvotes)	Total Votes Hand Counted
<input checked="" type="checkbox"/> Yes <input type="checkbox"/> No	154	154

Candidate	Hand Count	Results Tape
Chris Jones	142	142
Ricky Dale Harrington	4	4
Sarah Sanders	6	6
Undervotes	1	1
Overvotes	1	1

I, Charlie Morris, hereby certify that the information contained herein is accurate and was obtained by an audit of the original Paper Ballot and the Certified Results Tapes for votes cast in the 2022 General Election which I reviewed on the 14th day of June, 2023 in Pulaski County.



Tabulator Audit Report

County: Pulaski

Polling Site: Pilgrim Rest Baptist Church

DS 200 SN: 0319390207

100% Accurate County	Total Vote on Results Tape (Including Undervotes)	Total Votes Hand Counted
<input checked="" type="checkbox"/> Yes <input type="checkbox"/> No	777	777

Candidate	Hand Count	Results Tape
Chris Jones	230	230
Ricky Dale Harrington	15	15
Sarah Sanders	530	530
Undervotes	2	2

I, Bernetta Lindsey, hereby certify that the information contained herein is accurate and was obtained by an audit of the original Paper Ballot and the Certified Results Tapes for votes cast in the 2022 General Election which I reviewed on the 14th day of June, 2023 in Pulaski County.



Tabulator Audit Report

County: Pulaski

Polling Site: St. Jude Apostle Catholic

DS 200 SN: 0319330534

100% Accurate County	Total Vote on Results Tape (Including Undervotes and Write-Ins)	Total Votes Hand Counted
<input checked="" type="checkbox"/> Yes <input type="checkbox"/> No	680	680

Candidate	Hand Count	Results Tape
Chris Jones	331	331
Ricky Dale Harrington	9	9
Sarah Sanders	336	336
Undervotes	1	1
Write-Ins	3	3

I, Daniel Shults, hereby certify that the information contained herein is accurate and was obtained by an audit of the original Paper Ballot and the Certified Results Tapes for votes cast in the 2022 General Election which I reviewed on the 14th day of June, 2023 in Pulaski County.



Tabulator Audit Report

County: Pulaski

Polling Site: St. Margaret's Episcopal

DS 200 SN: 0319361870

100% Accurate County	Total Vote on Results Tape (Including Undervotes and Write-Ins)	Total Votes Hand Counted
<input checked="" type="checkbox"/> Yes <input type="checkbox"/> No	924	924

Candidate	Hand Count	Results Tape
Chris Jones	356	356
Ricky Dale Harrington	12	12
Sarah Sanders	550	550
Undervotes	3	3
Write-Ins	3	3

I, Janie Bryant, hereby certify that the information contained herein is accurate and was obtained by an audit of the original Paper Ballot and the Certified Results Tapes for votes cast in the 2022 General Election which I reviewed on the 14th day of June, 2023 in Pulaski County.

Janie Bryant

Tabulator Audit Report

County: Pulaski

Polling Site: Saint Mark Baptist Church

DS 200 SN: 0319310951

100% Accurate County	Total Vote on Results Tape (Including Overvotes and Write-Ins)	Total Votes Hand Counted
<input checked="" type="checkbox"/> Yes <input type="checkbox"/> No	449	449

Candidate	Hand Count	Results Tape
Chris Jones	372	372
Ricky Dale Harrington	11	11
Sarah Sanders	63	63
Overvotes	1	1
Write-Ins	2	2

I, Charlie Morris, hereby certify that the information contained herein is accurate and was obtained by an audit of the original Paper Ballot and the Certified Results Tapes for votes cast in the 2022 General Election which I reviewed on the 13th day of June, 2023 in Pulaski County.



Tabulator Audit Report

County: Pulaski

Polling Site: St. Paul UMC

DS 200 SN: 0319311134

100% Accurate County	Total Vote on Results Tape (Including Undervotes and Write-Ins)	Total Votes Hand Counted
<input checked="" type="checkbox"/> Yes <input type="checkbox"/> No	470	470

Candidate	Hand Count	Results Tape
Chris Jones	296	296
Ricky Dale Harrington	8	8
Sarah Sanders	162	162
Undervotes	2	2
Write-Ins	2	2

I, Bernetta Lindsey, hereby certify that the information contained herein is accurate and was obtained by an audit of the original Paper Ballot and the Certified Results Tapes for votes cast in the 2022 General Election which I reviewed on the 14th day of June, 2023 in Pulaski County.

Bernetta Lindsey

Tabulator Audit Report

County: Pulaski

Polling Site: Wilma Walker Civic Center

DS 200 SN: 0319330499

100% Accurate County	Total Vote on Results Tape	Total Votes Hand Counted
<input checked="" type="checkbox"/> Yes <input type="checkbox"/> No	249	249

Candidate	Hand Count	Results Tape
Chris Jones	242	242
Ricky Dale Harrington	2	2
Sarah Sanders	5	5

I, **Charlie Morris**, hereby certify that the information contained herein is accurate and was obtained by an audit of the original Paper Ballot and the Certified Results Tapes for votes cast in the 2022 General Election which I reviewed on the **14th** day of **June**, 2023 in **Pulaski** County.



Tabulator Audit Report

County: Searcy

Polling Site: Bear Creek

DS 200 SN: 0319380477

100% Accurate County	Total Vote on Results Tape	Total Votes Hand Counted
<input checked="" type="checkbox"/> Yes <input type="checkbox"/> No	53	53

Candidate	Hand Count	Results Tape
<i>Darlene Goldi Gaines</i>	11	11
<i>Tommy Land</i>	42	42

I, Jon Davidson, hereby certify that the information contained herein is accurate and was obtained by an audit of the original Paper Ballot and the Certified Results Tapes for votes cast in the 2022 General Election which I reviewed on the 17th day of March, 2023 in Searcy County.

Jon Davidson

Tabulator Audit Report

County: Searcy

Polling Site: Marshall

DS 200 SN: 0319380416

100% Accurate County	Total Vote on Results Tape (Including Undervotes)	Total Votes Hand Counted
<input checked="" type="checkbox"/> Yes <input type="checkbox"/> No	367	367

Candidate	Hand Count	Results Tape
Darlene Goldi Gaines	29	29
Tommy Land	320	320
Undervotes	18	18

I, Charlie Morris, hereby certify that the information contained herein is accurate and was obtained by an audit of the original Paper Ballot and the Certified Results Tapes for votes cast in the 2022 General Election which I reviewed on the 17th day of March, 2023 in Searcy County.



Tabulator Audit Report

County: Searcy

Polling Site: Welcome Home

DS 200 SN: 0319380459

100% Accurate County	Total Vote on Results Tape (Including Undervotes)	Total Votes Hand Counted
<input checked="" type="checkbox"/> Yes <input type="checkbox"/> No	34	34

Candidate	Hand Count	Results Tape
Darlene Goldi Gaines	2	2
Tommy Land	29	29
Undervotes	3	3

I, Jon Davidson, hereby certify that the information contained herein is accurate and was obtained by an audit of the original Paper Ballot and the Certified Results Tapes for votes cast in the 2022 General Election which I reviewed on the 17th day of March, 2023 in Searcy County.



Tabulator Audit Report

County: Sebastian

Polling Site: Early Voting G-8

DS 200 SN: 0315380402

100% Accurate County	Total Vote on Results Tape (Including Undervotes)	Total Votes Hand Counted
<input checked="" type="checkbox"/> Yes <input type="checkbox"/> No	2507	2507

Candidate	Hand Count	Results Tape
Pam Whitaker	951	951
Mark Lowery	1481	1481
Undervotes	75	75

I, Chris Madison, hereby certify that the information contained herein is accurate and was obtained by an audit of the original Paper Ballot and the Certified Results Tapes for votes cast in the 2022 General Election which I reviewed on the 8th day of March, 2023 in Sebastian County.



Tabulator Audit Report

County: Sebastian


Polling Site: Grace Lutheran

DS 200 SN: 0315380452

100% Accurate County	Total Vote on Results Tape (Including Undervotes)	Total Votes Hand Counted
<input checked="" type="checkbox"/> Yes <input type="checkbox"/> No	137	137

Candidate	Hand Count	Results Tape
Pam Whitaker	17	17
Mark Lowery	116	116
Undervotes	4	4

I, **Tena Arnold**, hereby certify that the information contained herein is accurate and was obtained by an audit of the original Paper Ballot and the Certified Results Tapes for votes cast in the 2022 General Election which I reviewed on the **8th** day of **March**, 2023 in **Sebastian** County.



Tabulator Audit Report

County: Sebastian

Polling Site: Provisional

DS 200 SN: 0315380287

100% Accurate County	Total Vote on Results Tape (Including Undervotes)	Total Votes Hand Counted
<input checked="" type="checkbox"/> Yes <input type="checkbox"/> No	38	38

Candidate	Hand Count	Results Tape
Pam Whitaker	19	19
Mark Lowery	18	18
Undervotes	1	1

I, Alysson Tate, hereby certify that the information contained herein is accurate and was obtained by an audit of the original Paper Ballot and the Certified Results Tapes for votes cast in the 2022 General Election which I reviewed on the 8th day of March, 2023 in Sebastian County.

Alysson R. Tate

Tabulator Audit Report

County: Sebastian

Polling Site: St. John

DS 200 SN: 0315380421

100% Accurate County	Total Vote on Results Tape (Including Undervotes)	Total Votes Hand Counted
<input checked="" type="checkbox"/> Yes <input type="checkbox"/> No	184	184

Candidate	Hand Count	Results Tape
<i>Pam Whitaker</i>	91	91
<i>Mark Lowery</i>	86	86
<i>Undervotes</i>	7	7

I, Alysson Tate, hereby certify that the information contained herein is accurate and was obtained by an audit of the original Paper Ballot and the Certified Results Tapes for votes cast in the 2022 General Election which I reviewed on the 8th day of March, 2023 in Sebastian County.

Alysson R. Tate

Tabulator Audit Report

County: Sebastian


Polling Site: Orr Elementary

DS 200 SN: 0315380847

100% Accurate County	Total Vote on Results Tape (Including Undervotes)	Total Votes Hand Counted
<input checked="" type="checkbox"/> Yes <input type="checkbox"/> No	292	292

Candidate	Hand Count	Results Tape
Pam Whitaker	81	81
Mark Lowery	203	203
Undervotes	8	8

I, Tena Arnold, hereby certify that the information contained herein is accurate and was obtained by an audit of the original Paper Ballot and the Certified Results Tapes for votes cast in the 2022 General Election which I reviewed on the 8th day of March, 2023 in Sebastian County.



Tabulator Audit Report

County: Sebastian

Polling Site: Witcherville

DS 200 SN: 0315380426

100% Accurate County	Total Vote on Results Tape (Including Undervotes)	Total Votes Hand Counted
<input checked="" type="checkbox"/> Yes <input type="checkbox"/> No	266	266

Candidate	Hand Count	Results Tape
Pam Whitaker	25	25
Mark Lowery	237	237
Undervotes	4	4

I, Alysson Tate, hereby certify that the information contained herein is accurate and was obtained by an audit of the original Paper Ballot and the Certified Results Tapes for votes cast in the 2022 General Election which I reviewed on the 8th day of March, 2023 in Sebastian County.

Alysson R. Tate

Tabulator Audit Report

County: Stone

Polling Site: Absentee - Provisional

DS 200 SN: 0319380693

100% Accurate County	Total Vote on Results Tape	Total Votes Hand Counted
<input checked="" type="checkbox"/> Yes <input type="checkbox"/> No	3	3

Candidate	Hand Count	Results Tape
Judge Chris Carnahan	3	3
Supreme Court Justice Robin Wynne	0	0

I, Jon Davidson, hereby certify that the information contained herein is accurate and was obtained by an audit of the original Paper Ballot and the Certified Results Tapes for votes cast in the 2022 General Election which I reviewed on the 16th day of March, 2023 in Stone County.



Tabulator Audit Report

County: Stone

Polling Site: Dodd Mountain

DS 200 SN: 0319380676

100% Accurate County	Total Vote on Results Tape (Including Undervotes)	Total Votes Hand Counted
<input checked="" type="checkbox"/> Yes <input type="checkbox"/> No	230	230

Candidate	Hand Count	Results Tape
Judge Chris Carnahan	80	80
Supreme Court Justice Robin Wynne	119	119
Undervotes	31	31

I, Jon Davidson, hereby certify that the information contained herein is accurate and was obtained by an audit of the original Paper Ballot and the Certified Results Tapes for votes cast in the 2022 General Election which I reviewed on the 16th day of March, 2023 in Stone County.

Jon Davidson

Tabulator Audit Report

County: Stone

Polling Site: Fairgrounds

DS 200 SN: 0319390124

100% Accurate County	Total Vote on Results Tape (Including Undervotes)	Total Votes Hand Counted
<input checked="" type="checkbox"/> Yes <input type="checkbox"/> No	587	587

Candidate	Hand Count	Results Tape
Judge Chris Carnahan	237	237
Supreme Court Justice Robin Wynne	248	248
Undervotes	102	102

I, Charlie Morris, hereby certify that the information contained herein is accurate and was obtained by an audit of the original Paper Ballot and the Certified Results Tapes for votes cast in the 2022 General Election which I reviewed on the 16th day of March, 2023 in Stone County.



Tabulator Audit Report

County: Stone

Polling Site: Fox

DS 200 SN: 0319380963

100% Accurate County	Total Vote on Results Tape (Including Undervotes)	Total Votes Hand Counted
<input checked="" type="checkbox"/> Yes <input type="checkbox"/> No	305	305

Candidate	Hand Count	Results Tape
Judge Chris Carnahan	125	125
Supreme Court Justice Robin Wynne	115	115
Undervotes	65	65

I, **Charlie Morris**, hereby certify that the information contained herein is accurate and was obtained by an audit of the original Paper Ballot and the Certified Results Tapes for votes cast in the 2022 General Election which I reviewed on the **16th** day of **March**, 2023 in **Stone** County.